

PŘEPIŠ SLOVA A SPOJ JE SE SPRÁVNÝMI OBRÁZKY.

POLE

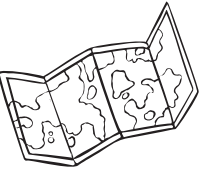

LÍPA

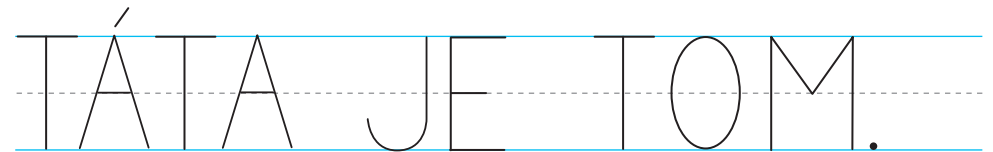
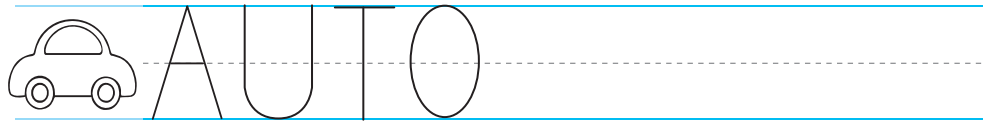

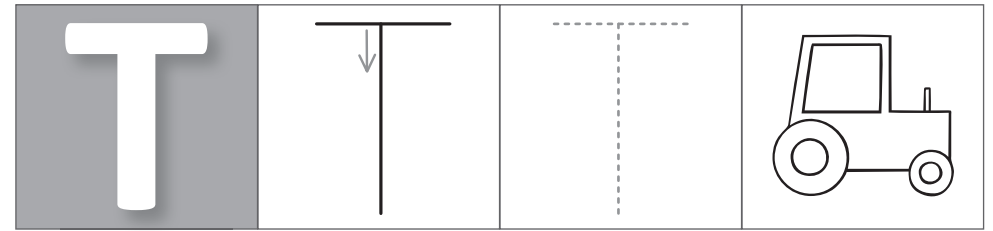
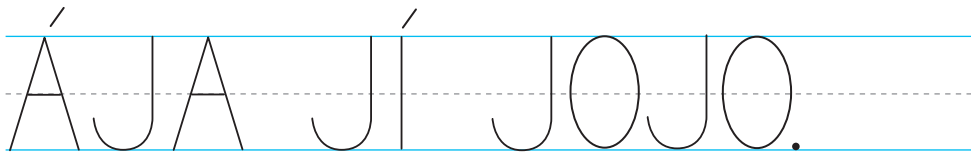



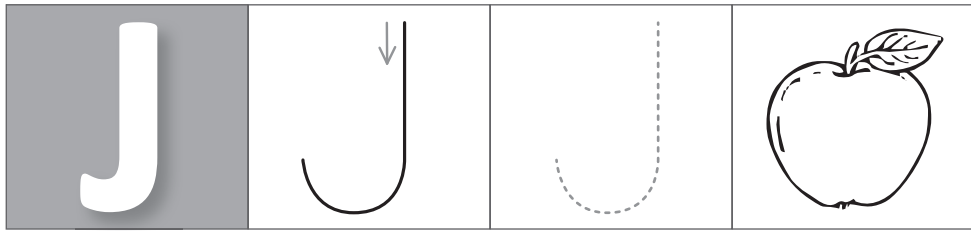
MAPA


PILA

LUPA

LEPÍ








TÁTO!

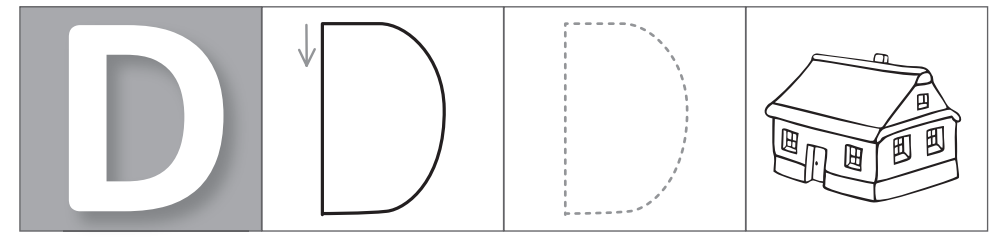
OTO!

MÁMO!

ÁJO!

PEPO!

 TÚTÚ!



SPOJ SLOVA SE SPRÁVNÝMI OBRÁZKY.



SUD

DŮM

LED

MED

DÁMA






DOMA

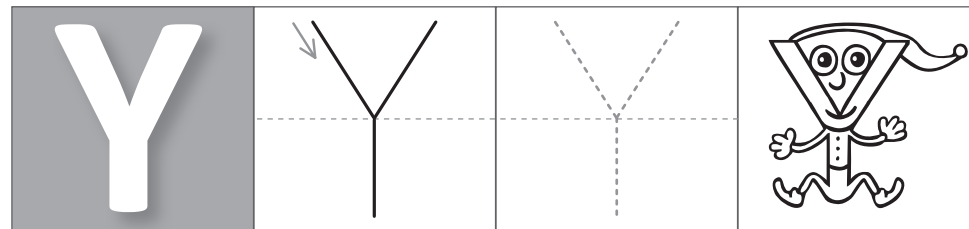
DOMŮ


U DOMU

 DOPIŠ

PEPA JE DOMA.

PEPA  DOPIŠ.



 Y Y

Y Y

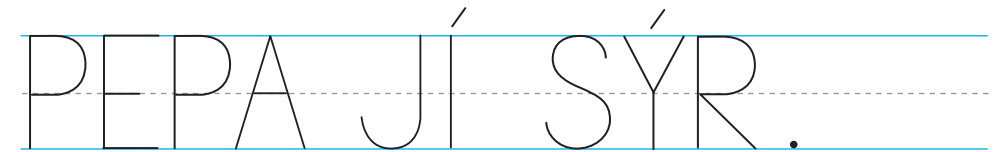
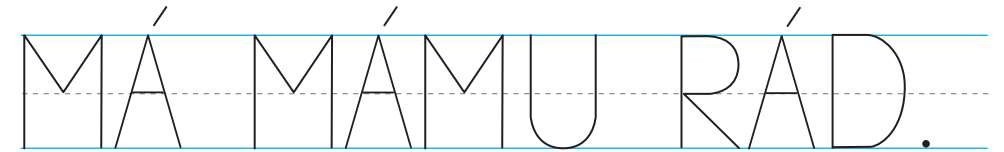
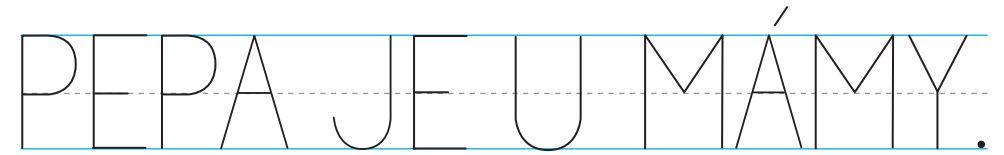
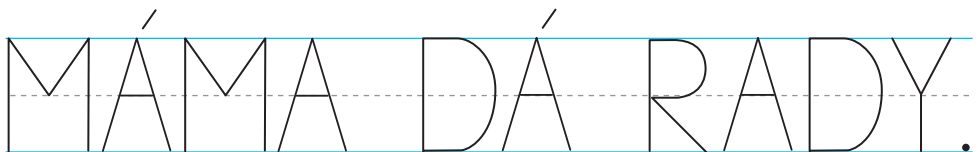
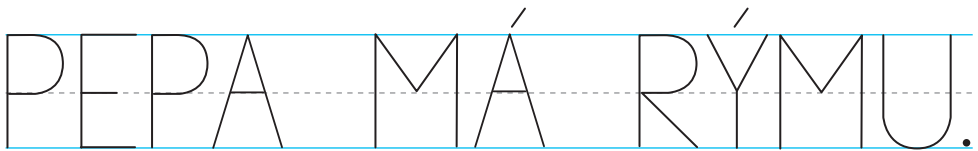


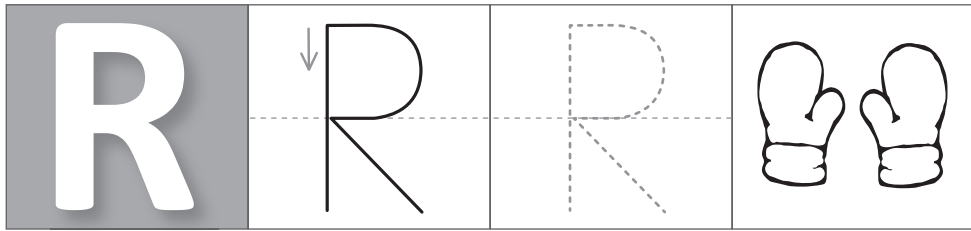
TYTYTY!

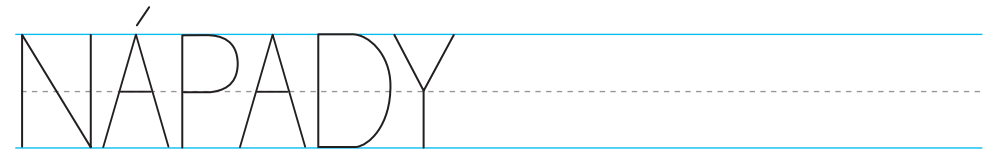





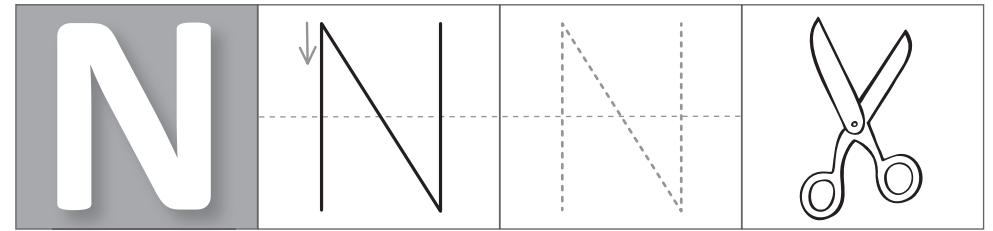

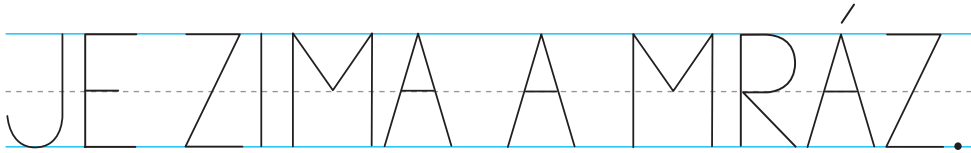


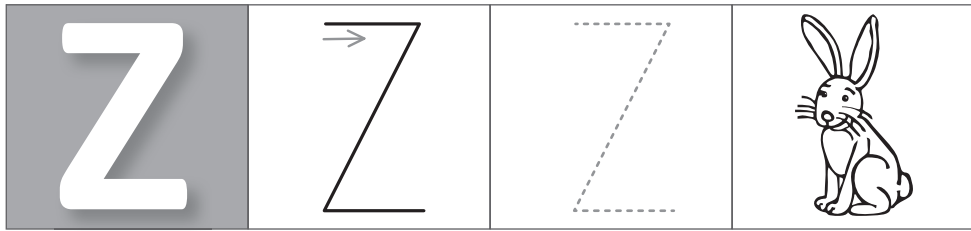
DOMY

MALÝ

TYDÝT


PYTEL

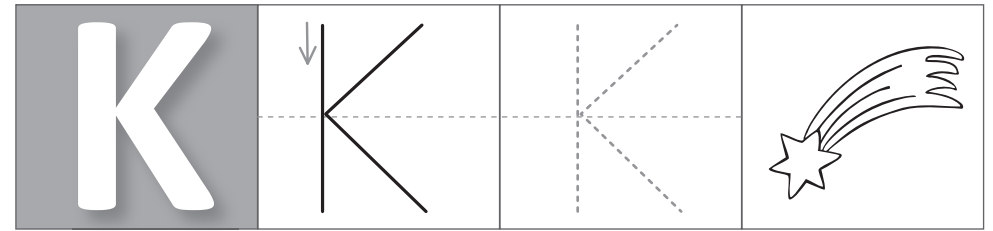




JAN SE NUDÍ.

PEPA MÁ NÁPAD.

PEPA  ANO, NE.



KÁJA

LUKY


DÁREK

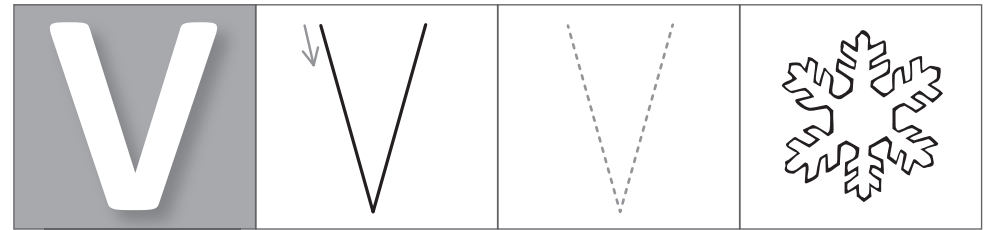
DÁRKY

JÉ, KOMETA!

MŮJ KAMARÁD

KAMARÁD ADAM

PEPA  DÁREK.



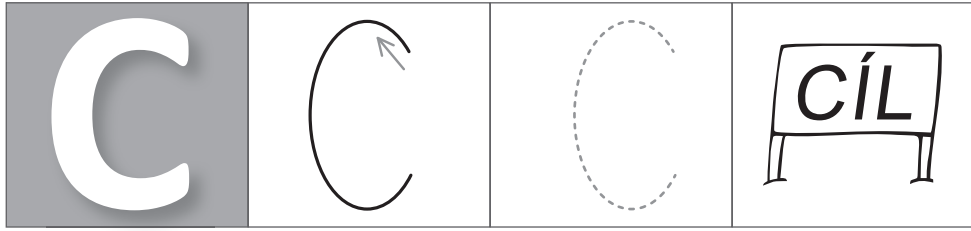
VODA

NOVÝ

SOVA

VRÁNA

JE TU NOVÝ ROK!



C C C

CÍL

CESTA

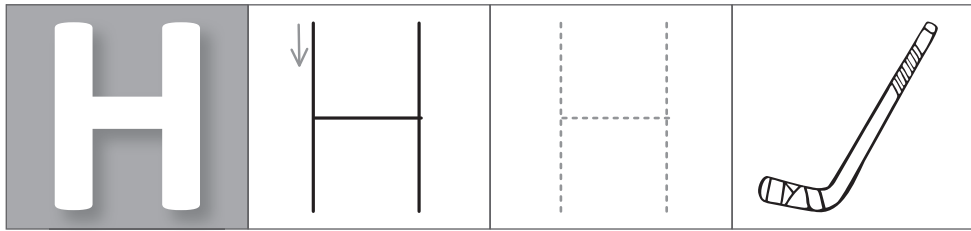
JEDEME K CÍLI.

V CÍLI JE KONEC.

? ?

JE TU CESTA?

VEDE CESTA DÁL?



HORY

HURÁ!

AHOJ!

HAJNÝ


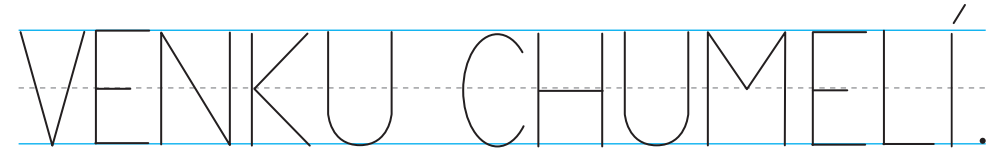
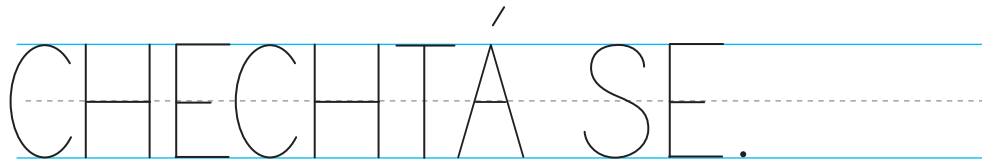



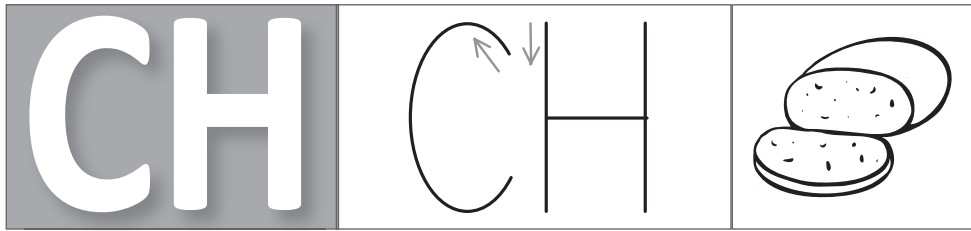
HOKEJ

JEDU NA HORY.


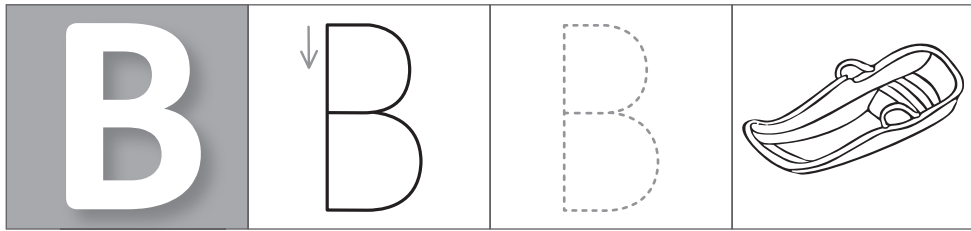
HUSTÉ LESY

VYSOKÉ HORY

HOLÉ STROMY








BOBY

BUCHTY

CHILÉB

BRUSLE



JE ZIMA BÍLÁ?



TOTO ZEBE.


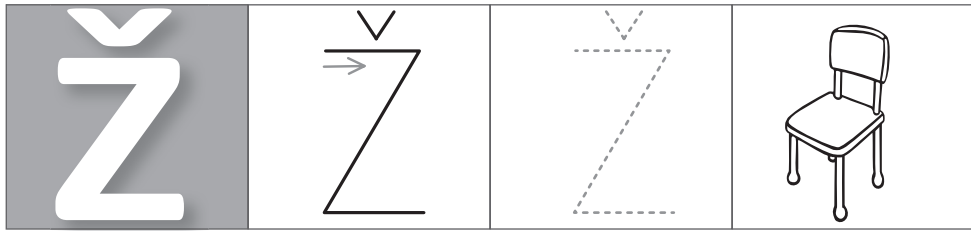


PEPA BRUSLÍ.



ÁJA BOBUJE.





ŽELVA


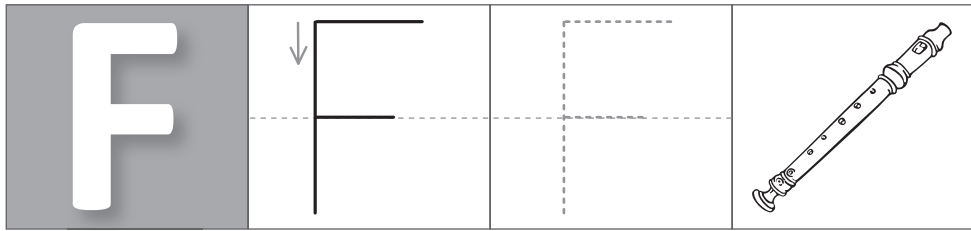
LYŽE

LYŽUJE

LYŽUJÍ Z KOPCE.

PIŠ K OBRÁZKŮV SLOVA LYŽE, BOBY, BRUSLE, BRÝLE, BOTY.



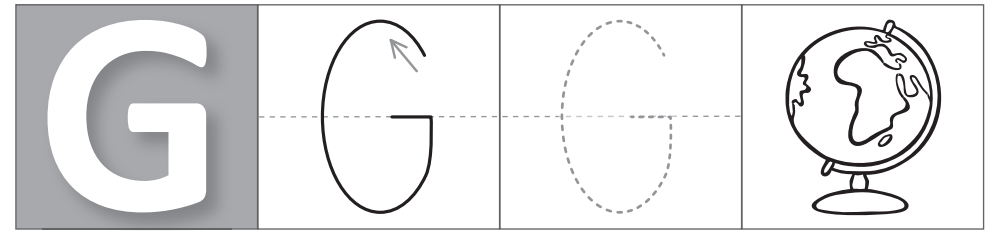


FOTKY

FLEŤNA

KUFR

KAFE



GÓL

GUMA

TO JE GLÓBUS?

PEPA MÁ LEGO.

The page contains ten sets of horizontal lines for handwriting practice. Each set consists of three lines: a solid blue top line, a dashed grey middle line, and a solid blue bottom line. These sets are arranged vertically down the left side of the page.

PaedDr. Hana Mühlhauserová

# PEPOVA PÍSANKA 1

Písanka pro 1. ročník  
VELKÁ TISKACÍ PÍSMENA

PEPA



NAKLADATELSTVÍ  
HANAMI



# OBSAH

O	S	A	M	E
STR. 1	STR. 2	STR. 3	STR. 4	STR. 6
L	I	U	P	J
STR. 7	STR. 8	STR. 9	STR. 10	STR. 12
T	D	Y	R	Z
STR. 13	STR. 15	STR. 17	STR. 18	STR. 20
N	K	V	C	H
STR. 21	STR. 23	STR. 25	STR. 26	STR. 28
CH	B	Ž	F	G
STR. 30	STR. 32	STR. 34	STR. 36	STR. 37

**PaedDr. Hana Mühlhauserová**  
**PEPOVA PÍSANKA 1**  
**Písanka pro 1. ročník – VELKÁ TISKACÍ PÍSMENA**

Ilustrace: MgA. Magda Veverková Hrnčířová  
Grafická úprava a sazba: MgA. Alena Goršanová  
Tisk: NOVATISK, a. s., [www.novatisk.cz](http://www.novatisk.cz)  
Pražská 1602/7, 678 01 Blansko, Česká republika

## **INFORMACE A OBJEDNÁVKY:**

Hana Mühlhauserová  
Česká 2, 671 72 Miroslav  
Mobil: 723 093 210  
Email: [muhlhauserovi@tiscali.cz](mailto:muhlhauserovi@tiscali.cz)  
[www.hanami.cz](http://www.hanami.cz)  
[www.facebook.com/groups/prvostupnari/](https://www.facebook.com/groups/prvostupnari/)

**Vydalo NAKLADATELSTVÍ HANAMI, s. r. o., 2019**

NAKLADATELSTVÍ  
**HANAMI**  
