

PÍSANKA 1

Jak se rodí písmenka

PÍSANKA PRO 2. ROČNÍK, 1. DÍL
DOCVIČENÍ VŠECH PÍSMEN



JAK POSTUPOVAT PŘI NÁCVIKU PSANÍ

1. BÍLÉ TVARY V ŠEDÝCH RASTRECH

Bílý tvar několikrát obtáhnout ve směru šipek. Ideálně začít žlutou pastelkou a zopakovat tmavším odstínem.



2. OBRÁZKY V ŠEDÝCH RASTRECH

Všímat si obrázků a v nich modrých tvarů, které jsou základními částmi psacích písmen. Modré tvary jsme v 1. ročníku pojmenovali (čára smrková, dešťová, bodlina atd.). Tato vizualizace a název mohou žákům pomoci při psaní písmen, která jsou vždy složená z více tvarů. Např. malé *i* = „smrková“ / , „oslík“ *l*.



3. ŠEDÉ ČÁSTI PÍSMEN A ŠEDÁ PÍSMENA

Všechny šedé tvary i písmena slouží k obtahování, což je velmi efektivní metoda s cílem „dostat správný tvar do ruky“. Žáci mohou obtahovat tužkou nebo perem.

4. MODŘE PŘEDEPSANÁ PÍSMENA

Modrá písmena jsou „vzorová“. Na konci řádků u vzorových písmen je „hvězdičkový rámeček“. Do toho se píše písmena „na krásu“, až po nácviku písmenka na samostatném řádku.



5. TULIPÁN

Je pomůcka pro žáky, jak vysoké mají být jednotlivé části písmen (malý tvar = stonek a listy; vysoký tvar = květ; část pod linku = cibulka). U jednotlivých písmen můžeme příslušné části tulipánu vybarvovat a tím vizualizovat správné velikosti.

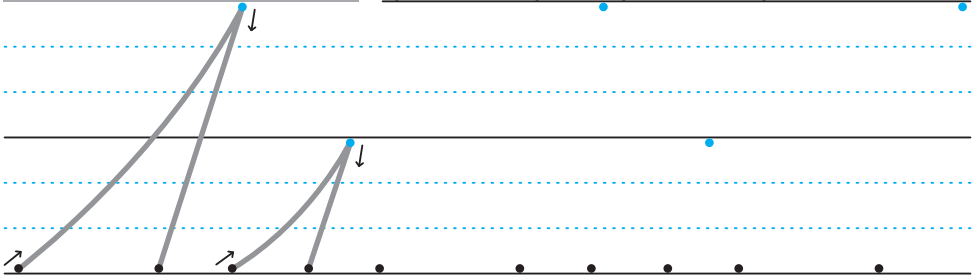
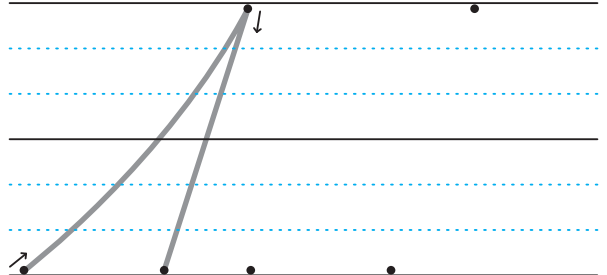
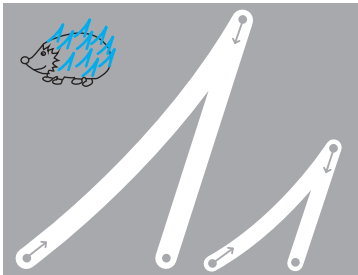
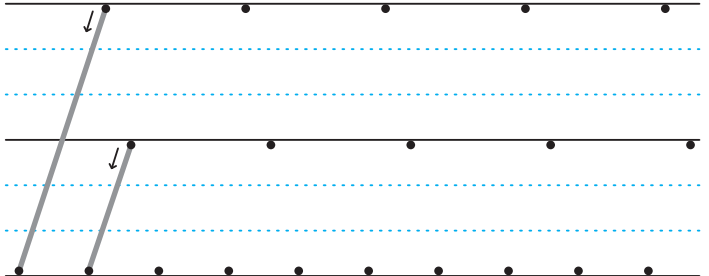
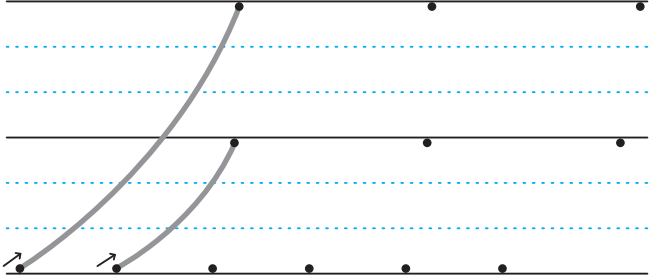
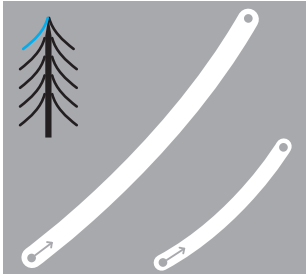



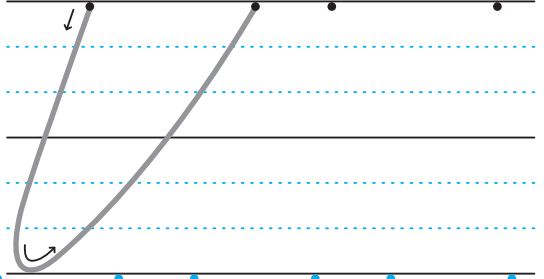
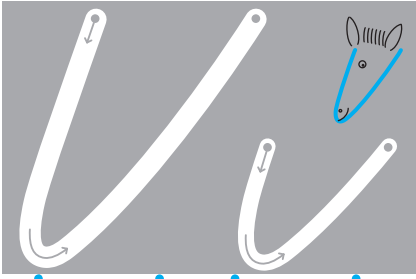
6. MEZERY MEZI PÍSMENY A DOPISOVÁNÍ ŘÁDKŮ

Mezi písmenky i mezi slovy mohou děti dělat „mezeru na prst“, stejně jako v 1. ročníku. Na řádek se slovy vyjde většina slov alespoň 2x. Když slovo nevejde na řádek celé, lze na konec řádku napsat jen tu část slova, která tam vejde.


OBSAH

a	13	A	13
b	10	B	26
c, č	5	C, Č	19
d, d'	14	D, Ď	30
e	9	E	19
f	24	F	29
g	21	G	21
h	25	H	32
ch	25	CH	25
i	5	I	15
j	20	J	20
k	24	K	32
l	10	L	30
m	16	M	17
n, ň	16	N, Ň	17
o	12	O	12
p	8	P	26
q	22	Q	22
r, ř	6	R, Ř	27
s, š	7	S, Š	28
t, t'	7	T, Ť	29
u	6	U	15
v	18	V	18
w	33	W	33
x	8	X	31
y	23	Y	23
z, ž	11	Z, Ž	31
PŘEHLED VŠECH PÍSMEN ČESKÉ ABECEDY		34-35	







i <i>i i v</i>	* i
-----------------------	-----



c <i>c</i> č <i>č v</i>	* c č
---------------------------------------	-------




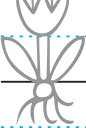
ci ci



* u

u u u

 u i


 i i

cu ci

u i

* r ř

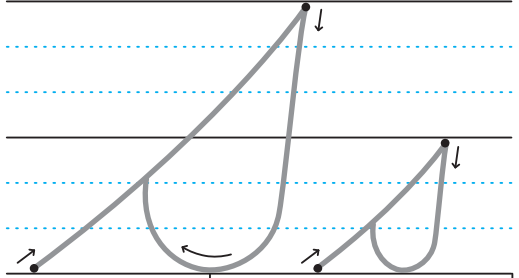
r r **ř** ř r

 r ř


ri ři

 č i i

i c í r ů ě ř

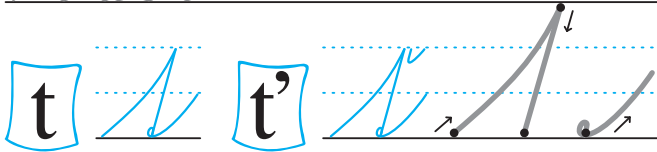


* s š

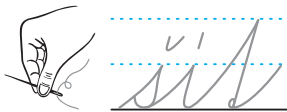
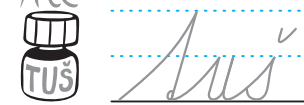
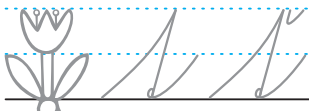


susi

šusi



* t t'



* x

X

x x x



x x



x x



xi xu

6

six

* p

p

p p p



p p



pit




šip



pišu






e e

e e e e	* e
---------	-----

e i ě

5 pět

sešit



 text

 česě

 peří


* l

l l v



les

CÍL cil

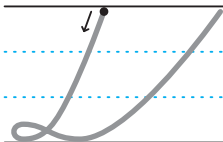


* b


b b v

bi







* z ž




p t l e b x r



o o o

* o




peso



o o o

* o




oli!

oli!


* a

a a ov



* A

A A Ov



Au!

Alex


x ř ž t o a O A

* d ě


d d ě ě o l

 d ě

 d u b

 ě a s

 l o d ě

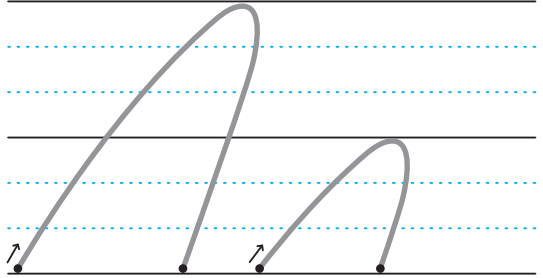

 ě ě d a

 ě ě ě i

 ě ě d ě

Ad ě l a


Ol ě d a



I <i>I I</i>	* I
---------------------	-----


 <i>Ida</i>	
--	--

U <i>U U</i>	* U
---------------------	-----

 <i>U Joy</i>	
--	--

* n ň

n n n **ň** ň ň n

 n ň

 nos

 laň

Anna

* m

m m m v


 m

 mimi

mix

 di m

N n Ň ň n v	* N Ň
---------------------------	-------

 n ň

Nina

Ňuňu

Nela

M m m v	* M
----------------	-----

Max


Mila

Mates

I U N M O A d

* v


V v v



Voš

* v

V v v




Viš

Věra

Václav

C				* C
----------	---	---	---	-----

Č				* Č
----------	---	---	---	-----

Čau!

Cilka

Coše?

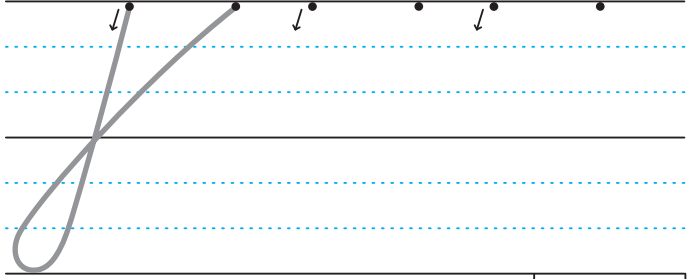

E				* E
----------	---	---	---	-----

Ela

Ema

Eva

Emil



	* j
--	-----

j

jime

jojo

Aja

	* J
--	-----

J

Julie

* g



g o j

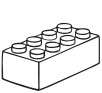


g



guma

lygr



lego

* G



G C J



G


Göl!

Gusta

Gäbina

* q

q q o r




qi qe

go ga

Agila

* Q

Q Q C r




Guido

Guensin

V C O E J G Q


* y


y y y

 y y

my


 myš

 mys

 syr

* Y

Y Y Y


 Y

Yvona

Yveta

* k

k k k




kuk

kočka

kukačka


* f

f f f



fen


kufu

 fixy

* h

h

h h n



hül

husa

* ch Ch

ch

ch


Ch

Ch



ucho

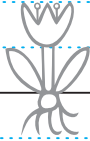
chyba



Chichi!



P



* P

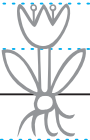
Petr

Pepa

Pája

Pavel

B



* B

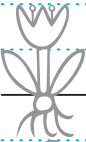
Bob

Brno

Bokus'

Blanka

R	R	Ř	Ř	ř	* R Ř
----------	---	----------	---	---	-------

 R Ř

Ruda

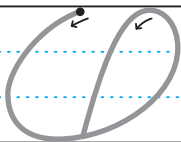
Roman

Radek

Řip

Řim

Y k f Ch P B R



S



Š



* s š



s š

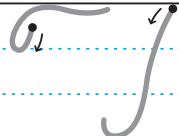
Sára

Šela

Šimon

Štěpán

Šárka

T T **Ť** ť  * T Ť



Tonik

Tynka

Teresa

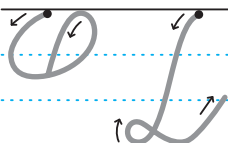
Ťuk, Ťuk.

F F  F * F

Filip

Ferda

Fanda



* L


Lída

Lenka

Linda



* D Ď



Diša

Dorka

S M T F L D R

Z	Z	Ž	Ž		* Z Ž
----------	---	----------	---	--	-------

Z Ž

Zlila

Zbyněk

Zaneta

X	X		* X
----------	---	--	-----


X

x X

Xaver

Xenie

H H H H * H




Hana

Hynek

Helena

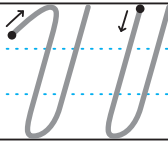
K K K K * K





Kája

Kuba

Kamil

W w W W  * W



w w W W

wifi

kiwi


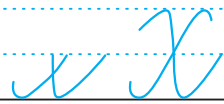











Wanda

Wiliem

Waldemar

F S L X Z K W

a A		ch CH	
b B		i I	
c C		j J	
č Č		k K	
d D		l L	
d' Ď		m M	
e E		n N	
f F		ň Ň	
g G		o O	
h H		p P	

q Q		x X	
r R		y Y	
ř Ř		z Z	
s S		ž Ž	
š Š			
t T			
t' Ě			
u U			
v V			
w W			

PaedDr. Hana Mühlhauserová

PÍSANKA PRO 2. ROČNÍK - 1. díl

Ilustrace: MgA. Magda Veverková Hrnčířová

Sazba a grafická úprava: Ing. Dalibor Knotek

Tisk: NOVATISK, a. s., www.novatisk.cz

Pražská 1602/7, 678 01 Blansko, Česká republika

INFORMACE A OBJEDNÁVKY:

Hana Mühlhauserová

Česká 2, 671 72 Miroslav

Mobil: 723 093 210

Email: muhlhauserovi@tiscali.cz

www.hanami.cz

www.facebook.com/groups/prvostupnari/

Vydalo NAKLADATELSTVÍ HANAMI, s. r. o., 2023



NAKLADATELSTVÍ
HANAMI

